



CHAPTER – I

INTRODUCTION





CHAPTER – I

INTRODUCTION:

- 1.1 Right to Information Act, 2005, provides for setting out the practical regime of right to information for citizens to secure access to information under the control of public authorities, in order to promote transparency and accountability in the working of every public authority.
- 1.2 It's a decade since the Act came into force and now it is the right time for all stakeholders to get together, identify the strengths and weaknesses of this Act and suggest remedial measures, both administrative and legislative, for more effective implementation of the Act.
- 1.3 It is a matter of grave concern that the pendency in the Commission is increasing day by day mainly due to the failure of some First Appellate Authorities to dispose the appeals within the prescribed time limit. Most of the second appeals, filed before the Commission, are not against the orders passed by these authorities but on account of their failure to pass any orders at all resulting in a very heavy case load on the Commission and consequent long waiting time for the appellants. Unless the Government, and the Public Authorities under it, act fast and take stringent action against the defaulting First Appellate Authorities, the day may not be far off when the Commission will also become one more institution,
- 1.4 with huge pendency, defeating the very purpose of the Act, namely, enabling the citizens to get information in a time bound manner.



1.5 In pursuance of the mandate under section 25(1) of the Act, the Commission is submitting this Annual Report to the Government containing an overview of the status of implementation of this Act during the year 2020-21.

1.6 This report contains analysis of data received from all the State Government departments in accordance with the responsibility cast upon them under sections 25(2) and 25(3) of the Act.

1.7 The report includes:

- (i) Number of officers designated as Public Information Officers and First Appellate Authorities.
- (ii) Number of requests for information received and disposed by the Public Information Officers.
- (iii) Number of appeals received and disposed by the First Appellate Authorities.
- (iv) Number of complaints and second appeals received and disposed by the Commission.
- (v) Amount collected as initial fee and further fee collected by the Public Information Officers.
- (vi) Amount of penalty imposed on Public Information Officers and compensation awarded.
- (vii) Analysis of information furnished by the departments.

1.8 Accounts of the Commission are also the part of this report.



CHAPTER – II

GENERAL INFORMATION





CHAPTER-II

GENERAL INFORMATION:

This chapter covers various activities of the Commission during the year. They are: Out-station hearing of cases by the Commission, Compensation awarded to appellants, penalties imposed on Public Information Officers, etc.

2.1 During 2020-21, 3,37,370 requests for information were received from all parts of the State, seeking information from Public Information Officers of various departments and other authorities under this legislation. Out of this, the applicants approached the Commission in the form of 754 complaints under section 18(1) and 17,204 appeals under section 19(3) of the Act.

2.2 During the year, the Commission disposed of 12,104 cases including the pending case of preceding year.

2.3 Penalties imposed by the Commission:

2.3.1 As provided under Section 20(1) of the R.T.I. Act, Section 19(8)(c) of the Act empowers the State Information Commission to impose penalties on the State Public Information Officers.

2.3.2 During the year, the Commission imposed a total penalty of Rs. **48,17,000/-** on the Public Information Officers of 19 departments.



Department-wise Penalties imposed on Public Information Officers:

Sl. No.	Name of Department	Penalty Imposed in rupees
1	Agriculture & Horticulture Department	90,000
2	Commerce & Industries Department	25,000
3	Co-operation Department	25,000
4	Department of Personnel and Administrative Reforms	50,000
5	Education Department (Primary & Secondary)	1,35,000
6	Energy Department	32,500
7	Forest, Environment Department	7,500
8	Health, Family Welfare and Medical Education Department	37,500
9	Home Department	35,000
10	Kannada & Culture, Information and Public Relations and Tourism Department	25,000
11	Public Works Department and National Highways	1,42,500
12	Revenue Department	12,90,000
13	Rural Development & Panchayat Raj Department	11,95,500
14	Social Welfare & Backward Classes Welfare Department	51,500
15	Transport Department	2,000
16	Urban Development Department	15,39,500
17	Water Resources Department	1,17,500
18	Women & Child Welfare Department	11,000
19	Department of Youth Empowerment and Sports	5,000
	TOTAL	48,17,000

2.4 Compensation awarded by the Commission:

2.4.1 Under Section 19(8)(b) of the R.T.I. Act, Commission is empowered to direct the Public Authorities to compensate the appellants for the loss or other detriment faced by them.



2.4.2 During the year, the Commission awarded compensation to **24** appellants amounting to **Rs.98,000/-**.The department-wise details are as follows: -

Department-wise Compensation Awarded:

Sl. No.	Name of Department	Compensation Awarded in rupees
1	Education Department (Primary & Secondary)	7,000
2	Finance Department	2,000
3	Home Department	25,000
4	Kannada & Culture, Information and Public Relations and Tourism Department	10,000
5	Labour Department	5,000
6	Revenue Department	34,000
7	Rural Development & Panchayat Raj Department	12,000
8	Social Welfare & Backward Classes Welfare Department	1,000
9	Urban Development Department	2,000
TOTAL		98,000





CHAPTER-III

IMPLEMENTATION OF THE RTI ACT





CHAPTER-III

IMPLEMENTATION OF THE RTI ACT

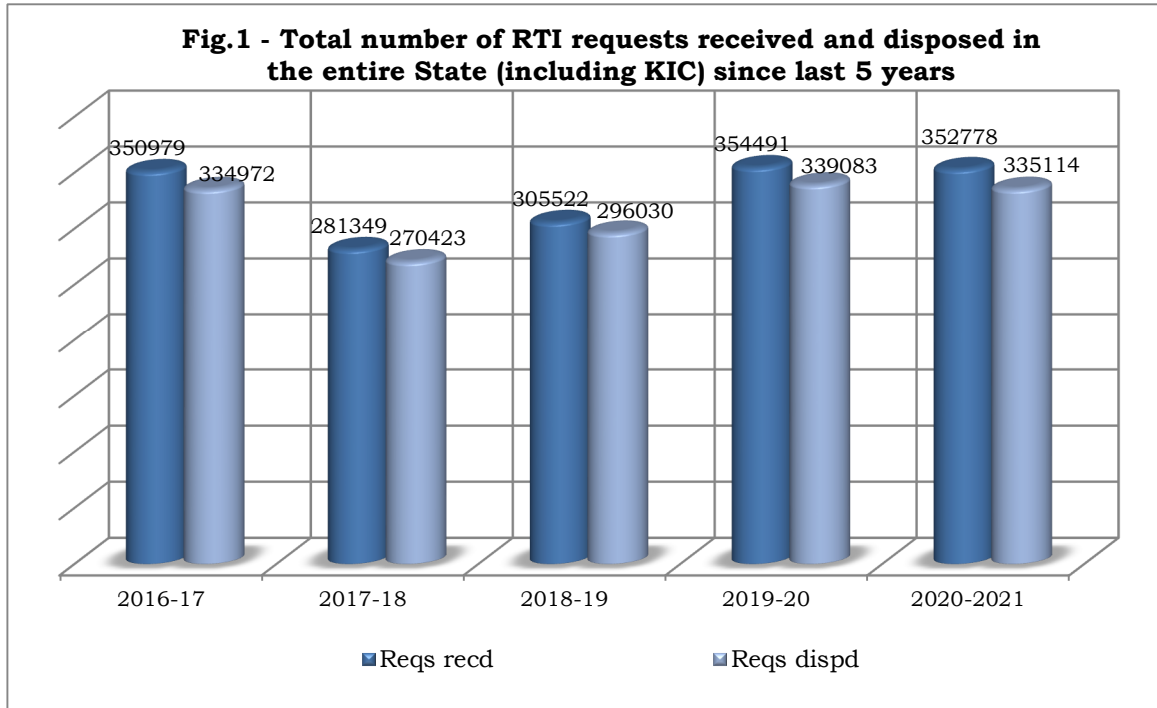
- 3.1 The Right to Information Act, 2005, empowers the citizens of the country to seek information which is available in material form, from Public Authorities. After the enactment of the Act on 12th October 2005, section 22 of the Act came into force which has got over riding effect on provisions of the existing enactments which prevent disclosure of information, except the information exempted under sections 8, 9 and 10 of the Act.
- 3.2 Section 2(f) of the Act defines that what is “information” and Section 2(j) defines that what is “Right to Information”. During the last 16 years, citizens are increasingly using RTI Act for getting information.

Statistical Analysis:

- 3.3 Though the Act was brought into force on 12th October, 2005, the response of the people was poor initially. However, with increasing awareness, the citizens are making good use of RTI Act and 4,44,408 requests were received in the state during the year.



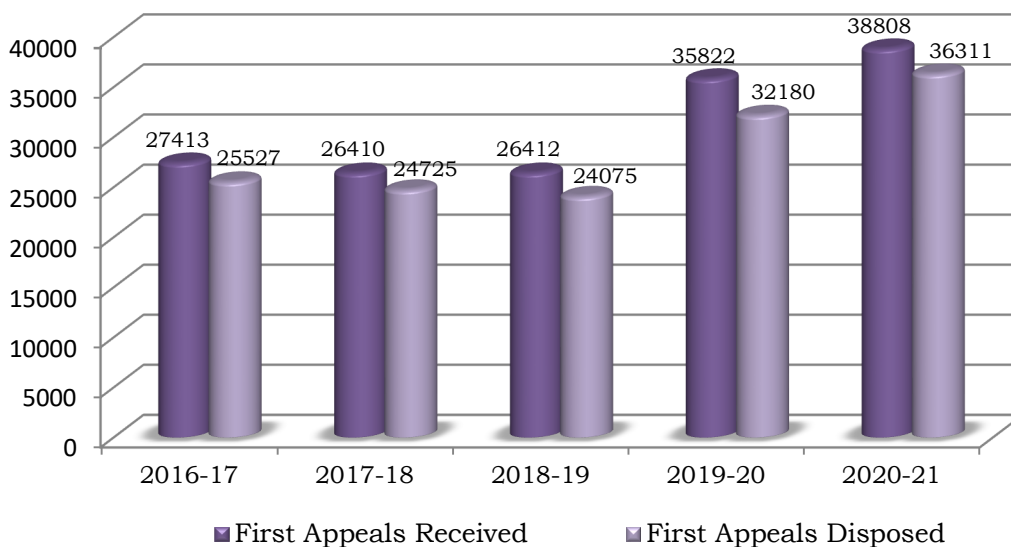
3.4 Fig- 1 below indicates the trend in use of RTI Act u/s 6(1) of the Act by the citizens in the State.



During the year, out of the total number of requests for information received by all the Public Information Officers of the State, the number of requests disposed is about 94.99 percent, it has decreased by 0.64% as compared to the previous year's percentage of 95.63.



Fig.2 - Total number of RTI First Appeals received and disposed in the entire State u/s 19(1) of the Act since last 5 years

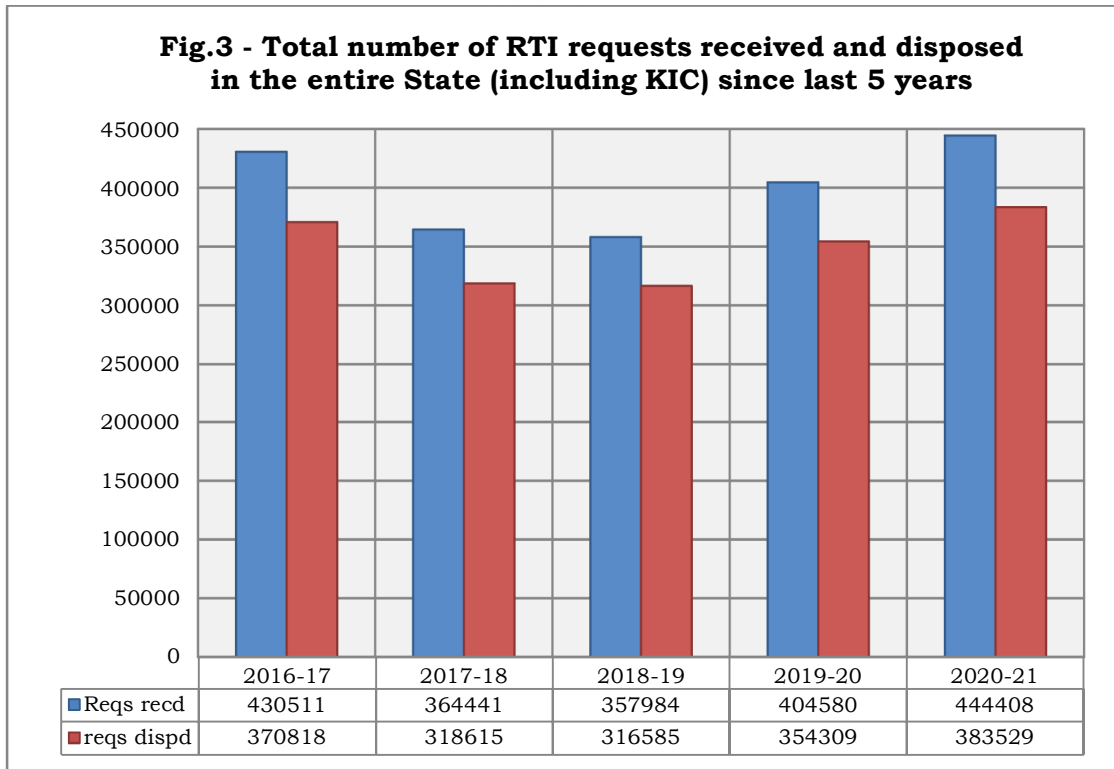


During the year, out of the total number of appeals received by all the First Appellate Authorities of the State, the number of cases disposed is about 93.56 percent, it has increased by 3.73% as compared to the previous year's percentage of 89.83.

Fig- 3 below indicates the trend in use of RTI Act by the citizens in the State.



Fig.3 - Total number of RTI requests received and disposed in the entire State (including KIC) since last 5 years



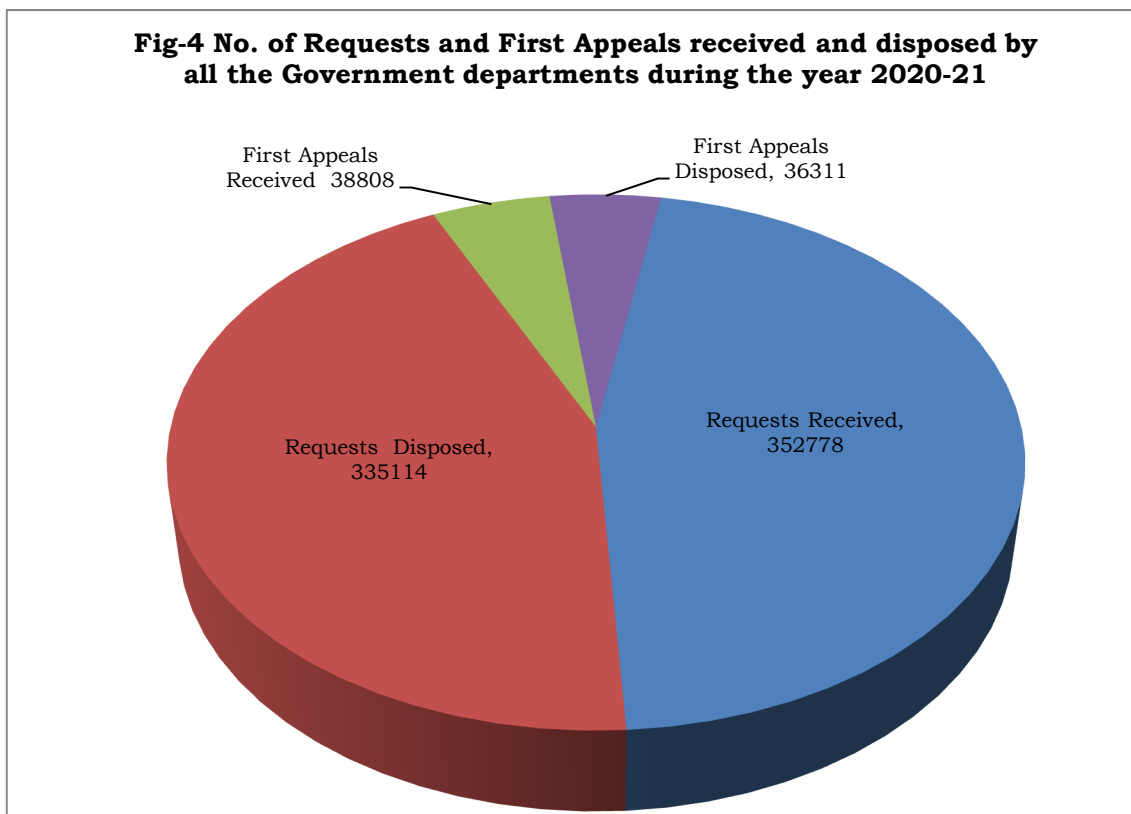
3.5 The total number of 4,44,408 requests include both the requests pending at the beginning of the year with the PIOs and cases (Complaints and Appeals) received by Karnataka Information Commission.

3.5 As shown in Fig-3 above, the number of requests disposed of during the year 2020-21 is about 86.30 percent, it has decreased by 1.27% as compared to the previous year's percentage of 87.57

3.7 Fig-4, below shows the details of the total number of requests for information received and disposed of by the Public Information Officers and the total number of First Appeals received and disposed by the First Appellate Authorities during



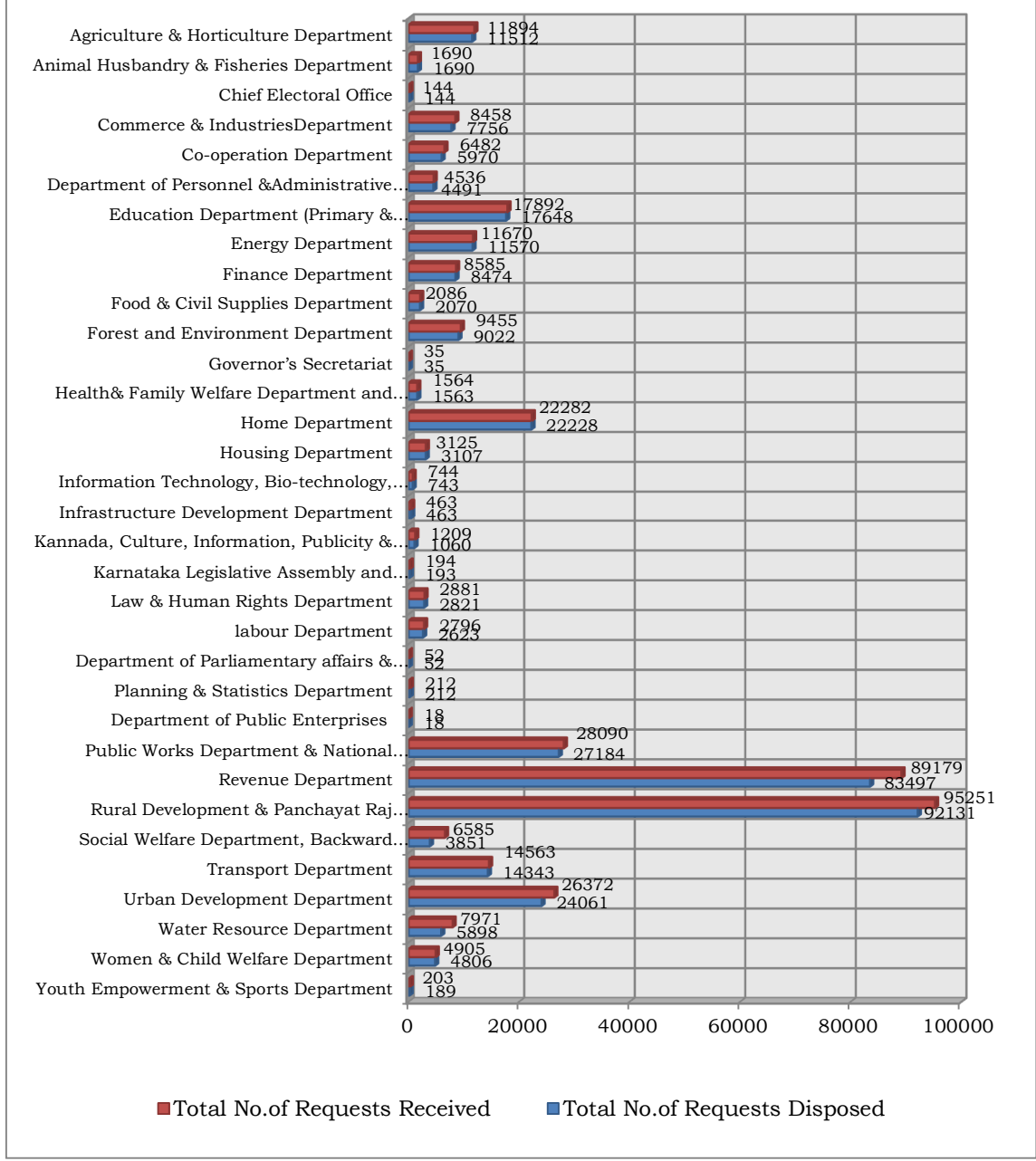
the year 2020-21.



3.8 Fig-4(a) below shows the requests (including first appeals) received and disposed of by the Public Information Officers of Government departments in the State.



Fig. 4 (A)- Total Number of Cases(including First Appeals) received and disposed in the State during the year 2020-21



3.9 As in the previous year, during this year also, three departments received highest number of requests for information. Of which, Rural Development and Panchayat Raj Department received the highest number of requests for information i.e., 95,251, followed by Revenue Department:



89,179 and Public Works Department: 28,090. The number of requests disposed by these three departments is 92,131, 83,497 and 27,184 respectively. These three departments have collectively accounted 60.24% out of the total requests received by all the Department, during the year.

Out of requests received by all these departments viz., Animal Husbandry and Fisheries Department, Office of the Chief Electoral Officer and Governor's Secretariat, Infrastructure Development department, Planning and Statistics department, Public Enterprises Department and Department of Parliamentary Affairs and Legislation, they have disposed of the highest number of cases, it means that they have achieved 100 percent progress in disposal of cases.

3.10 The other departments, which received requests in five digits are: Urban Development Department 26,372, Home Department: 22282, Education Department (Primary and Secondary Education) 17,892, Transport Department:14,563 and Agriculture and Horticulture Department:11,894 - the requests received by these Departments together constituting 93,003.

3.11 The Act has provided exemption from disclosure of information as follows:

Section 8(1): Notwithstanding anything contained in this Act, there shall be no obligation to give any citizen:

- (a) information, disclosure of which would prejudicially affect the



sovereignty and integrity of India, the security, strategic, scientific or economic interests of the State, relation with foreign State or lead to incitement of an offence;

- (b) information which has been expressly forbidden to be published by any court of law or tribunal or the disclosure of which may constitute contempt of court;
- (c) information, the disclosure of which would cause a breach of privilege of Parliament or the State Legislature;
- (d) information including commercial confidence, trade secrets or intellectual property, the disclosure of which would harm the competitive position of a third party, unless the competent authority is satisfied that larger public interest warrants the disclosure of such information;
- (e) information available to a person in his fiduciary relationship, unless the competent authority is satisfied that the larger public interest warrants the disclosure of such information;
- (f) information received in confidence from foreign Government;
- (g) information, the disclosure of which would endanger the life or physical safety of any person or identify the source of information or assistance given in confidence for law enforcement or security purposes;
- (h) information which would impede the process of investigation or apprehension or prosecution of offenders;



- (i) cabinet papers including records of deliberations of the Council of Ministers, Secretaries and other officers:

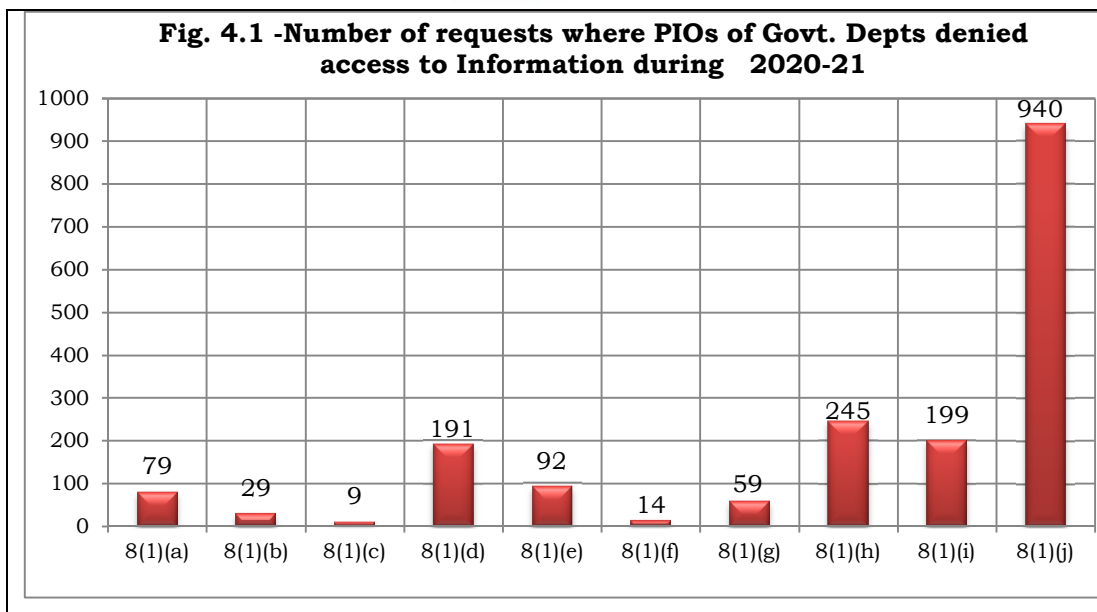
Provided that the decisions of Council of Ministers, the reasons thereof, and the material on the basis of which the decisions were taken shall be made public after the decision has been taken, and the matter is complete, or over:

Provided further that those matters which come under the exemptions specified in this section shall not be disclosed;

- (j) information which relates to personal information the disclosure of which has no relationship to any public activity or interest, or which would cause unwarranted invasion of the privacy of the individual unless the Central Public Information Officer or the State Public Information Officer or the appellate authority, as the case may be, is satisfied that the larger public interest justifies the disclosure of such information:

Provided that the information which cannot be denied to the Parliament or a State Legislature shall not be denied to any person.

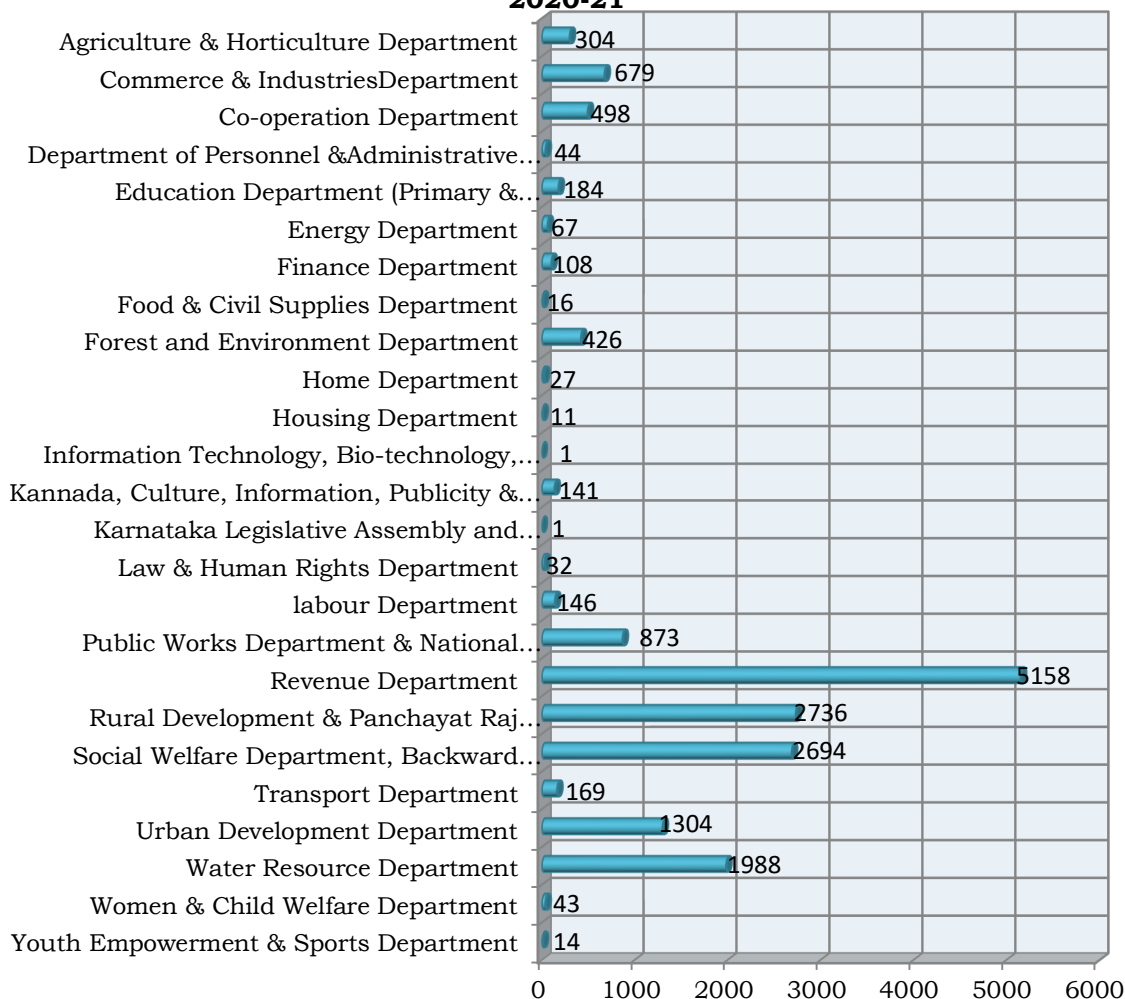
3.12 Under Section 8(1) of the Act, the PIOs denied information in 1,857 requests out of the RTI requests made seeking information during the year. The details are shown in Fig. 4.1 below:



3.13 Fig.4.2 below shows the details of requests pending with various Government departments as at the end of the year 2020-21. During the year, the total number of pending requests is 17,664 as against 15,408 in 2019-20. A total of 5,158 requests were reported pending in Revenue Department, followed by Rural Development and Panchayat Raj Department, (2,736). These two departments, put together, account for 44.68 percent of total numbers of requests pending during the year.



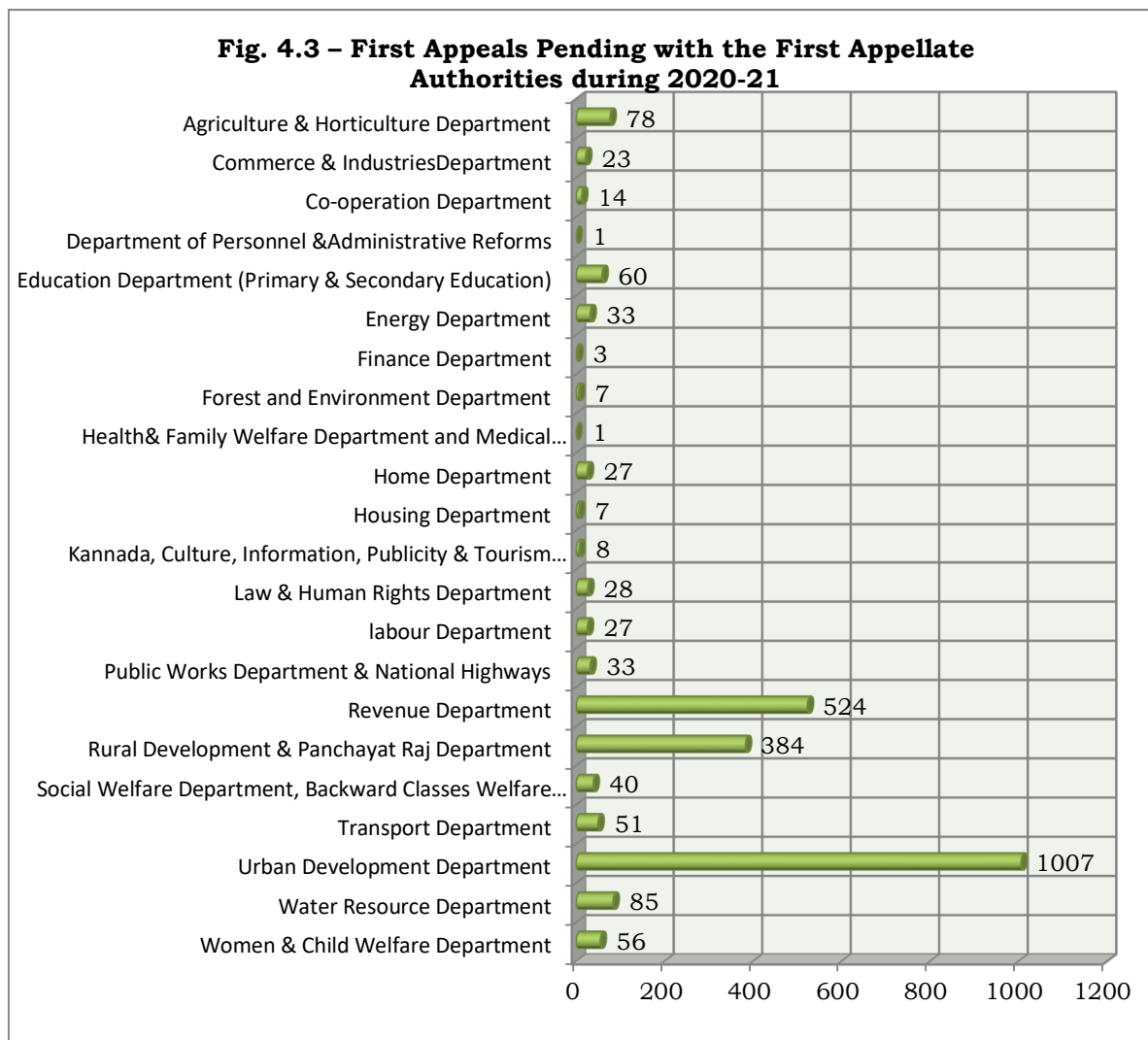
Fig. 4.2 department-wise number of requests pending at the end of 2020-21



3.14 During the hearing of appeals under section 19(3) of the Act, the Commission observed that in some cases, first appeals under section 19(1), are neither heard nor disposed by some departments. Some authorities are adjourning the cases, much beyond the prescribed period, thereby forcing the Appellants to approach the Commission under section 19(3) of Act. Thus, such inaction of the First Appellate Authorities has not only created tremendous case load on the Commission but also resulted in the applicants not getting the information within the stipulated period.



3.15 Fig. 4.3 shows the number of First Appeals reported to be pending with the First Appellate Authorities.



3.16 Information pertaining to the implementation of the Act by the Government Departments, during the year, is furnished in the following tables:

Table 1: Number of Public Authorities and Public Information Officers [Section 5(1)].



Table 2: Requests made seeking Information Under Sec.6 of the RTI Act and their Disposal by the Public Information Officers.

Table 3: Number of requests rejected Under Section 8(1) and on other grounds by the State Public Information Officers.

Table 4: Disposal of Appeals by First Appellate Authorities filed under Sec.19(1) of the Act.

Table 5: Summary of Fees Collected by the Public Authorities.



Table 1

Number of Public Authorities and Public Information Officers

[Section 5(1)]

[Source: Reports from Departments]

Sl. No.	Name of the Department	No of Public Authorities	No of Public Information Officers Designated
1	2	3	4
1	Agriculture & Horticulture Department	1070	1346
2	Animal Husbandry & Fisheries Department	12	4350
3	Chief Electoral Officer & Ex-Officio Principal Secretary to Government, D.P.A.R. (Elections)	1	1
4	Commerce & Industries Department	28	252
5	Co-operation Department	5	637
6	Department of Personnel & Administrative Reforms	9	103
7	Education Department (Primary & Secondary)	37	59892
8	Energy Department	1	877
9	Finance Department	10	1855
10	Food & Civil Supplies Department	5	440
11	Forest, Environment Department	13	368
12	Governor's Secretariat	1	1
13	Health, Family Welfare Department and Medical Education Department	9	29
14	Home Department	9	2156
15	Housing Department	5	74
16	Information Technology, Bio-technology, Science & Technology Department	8	24
17	Infrastructure Development Department	3	41
18	Kannada, Culture, Information and Public Relations and Tourism Department	13	151
19	Karnataka Legislative Assembly and Council Secretariats	2	44



20	Law & Human Rights Department	8	256
21	Labour Department	4	235
22	Department of Parliamentary Affairs & Legislation	2	8
23	Planning & Statistics Department	4	6
24	Department of Public Enterprises	1	2
25	Public Works Department & National Highways	13	379
26	Revenue Department	496	326
27	Rural Development & Panchayat Raj Department	6527	6812
28	Social Welfare & Backward Classes Welfare Department & Minorities Department	171	569
29	Transport Department	7	812
30	Urban Development Department	10	1567
31	Water Resources Department	858	1361
32	Women & Child Welfare Department	11	288
33	Youth Empowerment & Sports Department	4	12
TOTAL		9357	85274



Table – 2

Requests for Information filed Under Sec.6 of the RTI Act and their Disposal by the Public Information Officers

[Source: Reports from Departments]

Sl. No.	Name of the Department	Requests pending in the previous year	Requests received during the year	Total No of Requests	No of requests Disposed	Requests pending at the end of the year
1	2	3	4	5	6	7
1	Agriculture & Horticulture Department	29	10961	10990	10686	304
2	Animal Husbandry & Fisheries Department	26	1513	1539	1539	0
3	Chief Electoral Officer & Ex-Officio Principal Secretary to Government, D.P.A.R.(Elections)	0	139	139	139	0
4	Commerce & Industries Department	784	7070	7854	7175	679
5	Co-operation Department	129	6108	6237	5739	498
6	Department of Personnel & Administrative Reforms	79	4008	4087	4043	44
7	Education Department (Primary, & Secondary)	1550	13060	14610	14426	184
8	Energy Department	164	10576	10740	10673	67
9	Finance Department	45	8185	8230	8122	108
10	Food & Civil Supplies Department	34	1946	1980	1964	16
11	Forest, Environment Department	458	8401	8859	8433	426
12	Governor's Secretariat	0	32	32	32	0



13	Health, Family Welfare Department and Medical Education Department	172	1291	1463	1463	0
14	Home Department	107	20804	20911	20884	27
15	Housing Department	0	2864	2864	2853	11
16	Information technology, Bio-technology, Science & Technology Department	23	503	526	525	1
17	Infrastructure Development Department	0	253	253	253	0
18	Kannada and Culture, Information and Public Relations & Tourism Department	29	1159	1188	1047	141
19	Karnataka Legislative Assembly and Council Secretariats	2	188	190	189	1
20	Law & Human Rights Department	12	2725	2737	2705	32
21	Labour Department	25	2332	2357	2211	146
22	Department of Parliamentary Affairs & Legislation	0	51	51	51	0
23	Planning & Statistics Department	0	196	196	196	0
24	Department of Public Enterprises	0	18	18	18	0
25	Public Works Department & National Highways	705	25027	25732	24859	873
26	Revenue Department	5266	76366	81632	76474	5158
27	Rural Development & Panchayat Raj Department	2860	79964	82824	80088	2736
28	Social Welfare & Backward Classes Welfare Department & Minorities Department	203	5854	6057	3363	2694



29	Transport Department	352	13437	13789	13620	169
30	Urban Development Department	1932	20391	22323	21019	1304
31	Water Resources Department	338	7413	7751	5763	1988
32	Women & Child Welfare Department	80	4348	4428	4385	43
33	Youth Empowerment & Sports Department	4	187	191	177	14
TOTAL		15408	337370	352778	335114	17664



Table 3
Number of requests for information rejected Under Section 8(1) and on other grounds by the State Public Information Officers

[Source: Reports from Departments]

Sl. No.	Name of the Department	Section 8(1)(a)	Section 8(1)(b)	Section 8(1)(c)	Section 8(1)(d)	Section 8(1)(e)	Section 8(1)(f)	Section 8(1)(g)	Section 8(1)(h)	Section 8(1)(i)	Section 8(1)(j)	Other Sections	TOTAL
1	2	3	4	5	6	7	8	9	10	11	12	13	14
1	Agriculture & Horticulture Department	0	0	0	6	0	0	1	1	0	10	27	44
2	Animal Husbandry & Fisheries Department	0	0	0	0	0	0	0	0	10	5	0	15
3	Chief Electoral Officer & Ex-Officio Principal Secretary to Government, D.P.A.R. (Elections)	0	0	0	0	0	0	0	0	0	0	0	0
4	Commerce & Industries Department	34	0	0	42	4	0	0	1	0	76	104	261
5	Co-operation Department	0	0	0	4	0	0	0	4	2	0	10	20
6	Department of Personnel & Administrative Reforms	0	15	0	94	16	0	8	76	2	79	123	413
7	Education Department (Primary and Secondary Education)	1	0	0	5	4	0	2	45	0	57	36	150



Sl. No.	Name of the Department	Section 8(1)(a)	Section 8(1)(b)	Section 8(1)(c)	Section 8(1)(d)	Section 8(1)(e)	Section 8(1)(f)	Section 8(1)(g)	Section 8(1)(h)	Section 8(1)(i)	Section 8(1)(j)	Other Sections	TOTAL
1	2	3	4	5	6	7	8	9	10	11	12	13	14
8	Energy Department	2	3	0	8	29	1	1	5	0	223	116	388
9	Finance Department	7	0	0	1	9	2	14	8	4	19	21	85
10	Food & Civil Supplies Department	0	0	0	1	0	0	0	0	11	0	0	12
11	Forest, Environment Department	0	1	0	0	1	0	0	7	0	8	11	28
12	Governor's Secretariat	0	0	0	0	0	0	0	0	0	0	16	16
13	Health & Family Welfare and Medical Education Department	0	0	0	0	0	0	0	0	0	0	0	0
14	Home Department	1	7	1	0	6	5	22	25	147	0	114	328
15	Housing Department	1	0	0	0	0	0	0	0	9	0	0	10
16	Information Technology, Bio-Technology, Science&Technology Department	0	0	0	0	0	0	0	0	0	0	0	0
17	Infrastructure Development Department	0	0	0	0	0	0	0	0	0	0	0	0



Sl. No.	Name of the Department	Section 8(1)(a)	Section 8(1)(b)	Section 8(1)(c)	Section 8(1)(d)	Section 8(1)(e)	Section 8(1)(f)	Section 8(1)(g)	Section 8(1)(h)	Section 8(1)(i)	Section 8(1)(j)	Other Sections	TOTAL
1	2	3	4	5	6	7	8	9	10	11	12	13	14
18	Kannada, Culture, Information and Public Relations & Tourism Department	0	0	0	0	0	0	0	0	0	0	0	0
19	Karnataka Legislative Assembly and Council Secretariats	0	0	7	0	0	0	0	1	1	3	8	20
20	Law & Human Rights Department	27	2	1	4	16	1	5	2	5	33	335	431
21	Labour Department	0	0	0	7	0	0	3	1	0	34	5	50
22	Department of Parliamentary Affairs & Legislation	0	0	0	0	0	0	0	0	0	0	1	1
23	Planning & Statistics Department	0	0	0	0	0	0	0	0	0	0	0	0
24	Department of Public Enterprises	0	0	0	0	0	0	0	0	0	0	0	0
25	Public Works Department & National Highways	0	0	0	0	0	0	0	0	0	0	0	0
26	Revenue Department	0	0	0	0	0	0	0	14	2	20	30	66
27	Rural Development & Panchayat Raj Department	0	0	0	0	0	5	0	1	0	48	81	135
28	Social Welfare & Backward Classes Welfare Department & Minorities Welfare Department	6	1	0	6	1	0	1	0	4	0	19	38



Sl. No.	Name of the Department	Section 8(1)(a)	Section 8(1)(b)	Section 8(1)(c)	Section 8(1)(d)	Section 8(1)(e)	Section 8(1)(f)	Section 8(1)(g)	Section 8(1)(h)	Section 8(1)(i)	Section 8(1)(j)	Other Sections	TOTAL
29	Transport Department	0	0	0	3	0		0	53	2	316	88	362
30	Urban Development Department	0	0	0	15	0	0	0	0	0	0	3	18
31	Water Resources Department	0	0	0	0	0	0	0	0	0	1	1	2
32	Women & Child Welfare Department	0	0	0	0	0	0	2	2	0	8	0	12
33	Youth, Empowerment & Sports Department	0	0	0	1	0	0	0	0	0	0	1	2
TOTAL		79	29	9	191	92	14	59	245	199	940	1150	3007

Note: A request for information can be rejected under more than one provision.



Table 4
Disposal of Appeals filed under Sec.19(1) of the Act by First
Appellate Authorities

[Source: Reports from Departments]

Sl. No.	Name of the Department	Number of First Appeals pending before the Appellate authorities at the beginning of the year	No of First Appeals received by Appellate authorities during the Year	Total No of First Appeals with the Appellate Authorities	No of First Appeals Disposed by the Appellate authorities	No of First Appeals pending with the FAAs
1	2	3	4	5	6	7
1	Agriculture & Horticulture Department	5	899	904	826	78
2	Animal Husbandry & Fisheries Department	0	151	151	151	0
3	Chief Electoral Officer & Ex-Officio Principal Secretary to Government, D.P.A.R. (Elections)	0	5	5	5	0
4	Commerce & Industries Department	59	545	604	581	23
5	Co-operation Department	16	229	245	231	14
6	Department of Personnel & Administrative Reforms	28	421	449	448	1
7	Education Department (Primary & Secondary Education)	217	3065	3282	3222	60
8	Energy Department	34	896	930	897	33
9	Finance Department	10	345	355	352	3
10	Food & Civil Supplies Department	3	103	106	106	0
11	Forest, Environment Department	308	288	596	589	7



12	Governor's Secretariat	0	3	3	3	0
13	Health & Family Welfare Department & Medical Education Department	24	77	101	100	1
14	Home Department	0	1371	1371	1344	27
15	Housing Department	8	253	261	254	7
16	Information technology, Bio-technology, Science & Technology Department	0	218	218	218	0
17	Infrastructure Development Department	0	210	210	210	0
18	Kannada, Culture, Information and Public Relations & Tourism Department	8	13	21	13	8
19	Karnataka Legislative Assembly and Council Secretariats	0	4	4	4	0
20	Law & Human Rights Department	7	137	144	116	28
21	Labour Department	28	411	439	412	27
22	Department of Parliamentary affairs & Legislation	0	1	1	1	0
23	Planning & Statistics Department	0	16	16	16	0
24	Department of Public Enterprises	0	0	0	0	0
25	Public Works Department & National Highways	30	2328	2358	2325	33



26	Revenue Department	1315	6232	7547	7023	524
27	Rural Development & Panchayat Raj Department	553	11874	12427	12043	384
28	Social Welfare & Backward Classes Welfare Department & Minorities Welfare Department	14	514	528	488	40
29	Transport Department	247	527	774	723	51
30	Urban Development Department	710	3339	4049	3042	1007
31	Water Resources Department	2	218	220	135	85
32	Women & Child Welfare Department	16	461	477	421	56
33	Youth Empowerment & Sports Department	0	12	12	12	0
TOTAL		3642	35166	38808	36311	2497



Table 5

Summary of Fees Collected by the Public Authorities

[Source: Reports from Departments]

Sl. No.	Name of the Department	Total Amount Collected In rupees
1	2	3
1	Agriculture & Horticulture Department	142078
2	Animal Husbandry & Fisheries Department	21162
3	Chief Electoral Officer & Ex-Officio Principal Secretary to Government, D.P.A.R.(Elections)	230
4	Commerce & Industries Department	398018
5	Co-operation Department	232511
6	Department of Personnel & Administrative Reforms	59805
7	Education Department (Primary & Secondary Education)	72385
8	Energy Department	135715
9	Finance Department	83390
10	Food & Civil Supplies Department	56419
11	Forest, Environment Department	80505
12	Governor's Secretariat	340
13	Health, Family Welfare & Medical Education Department	17974
14	Home Department	61644
15	Housing Department	44666
16	Information Technology, Bio-technology, Science & Technology Department	6160
17	Infrastructure Development Department	1080
18	Kannada, Culture, Information and Public Relations & Tourism Department	18698

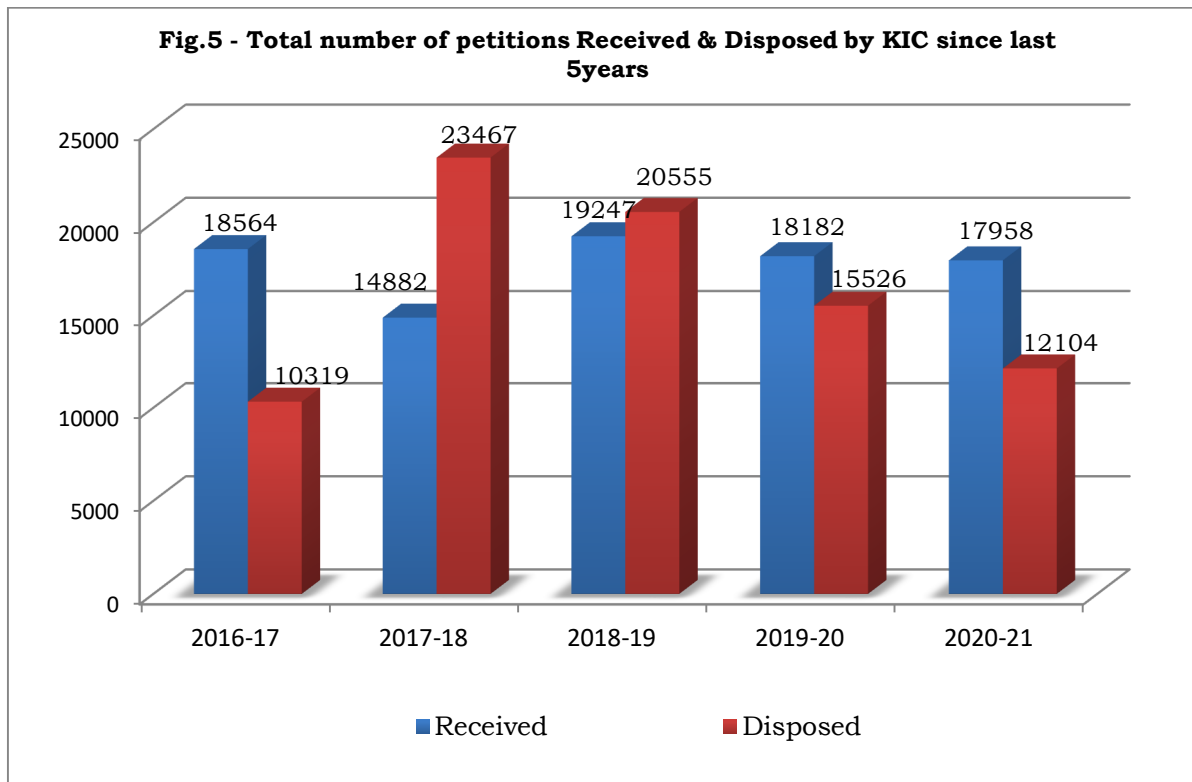


19	Karnataka Legislative Assembly and Council Secretariats	1684
20	Law & Human Rights Department	25550
21	Labour Department	35885
22	Department of Parliamentary Affairs & Legislation	51
23	Planning & Statistics Department	2260
24	Department of Public Enterprises	880
25	Public Works Department & National Highways	228281
26	Revenue Department	1689421
27	Rural Development & Panchayat Raj Department	520283
28	Social Welfare & Backward Classes Welfare Department & Minorities Welfare Department	96383
29	Transport Department	139941
30	Urban Development Department	230526
31	Water Resources Department	53864
32	Women & Child Welfare Department	47203
33	Youth Empowerment & Sports Department	3806
GRAND TOTAL		4508798



Statistics of the Commission:

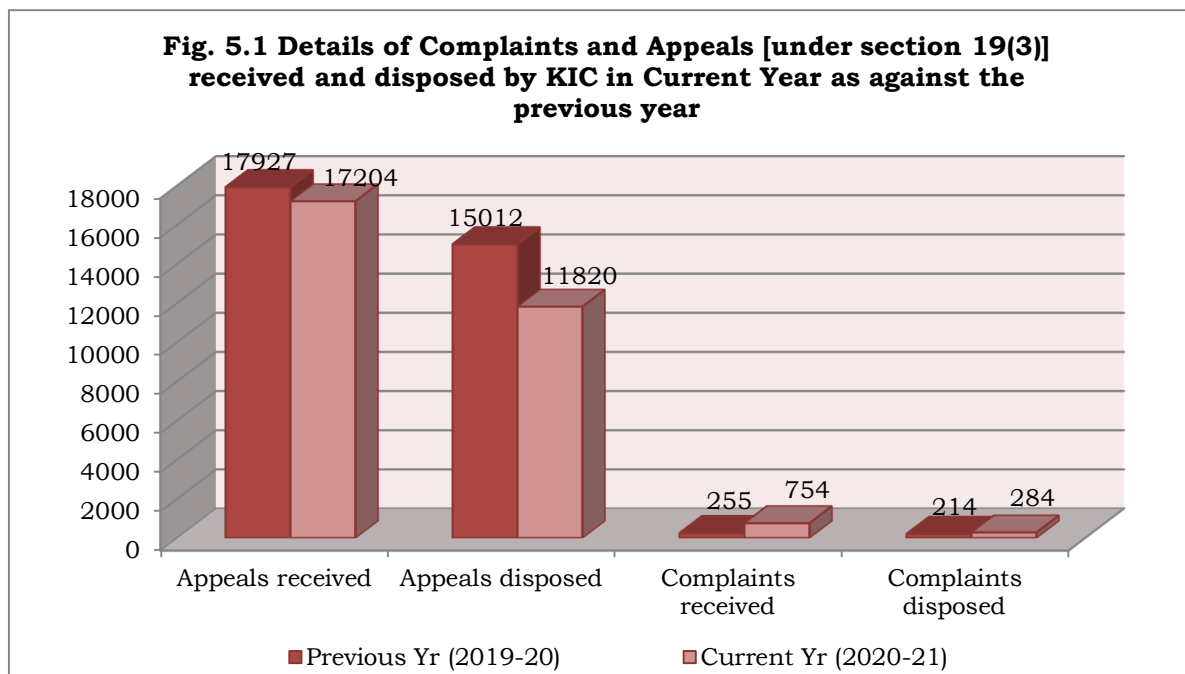
3.17.1 The total number of Cases (Complaints and Appeals) filed before the Commission since its inception, is 2,10,152 and the total disposal is 1,70,340. The details of last 5 years are given in Fig. 5 below:



During this year, the total number of complaints received were 754. The number of complaints disposed were 284, which includes back log cases. Similarly, during this year, the total number of appeals received were 17,204 and Appeals disposed were 11,820 which includes back log cases.



3.17.2 Fig. 5.1- shows the details of complaints received and disposed during the year 2019-20 and 2020-21.



3.17.3 The figures below show the percentile distribution of receipts and disposals:



Fig. 5.2: Details of the Complaints and 2nd Appeals received by the Commission

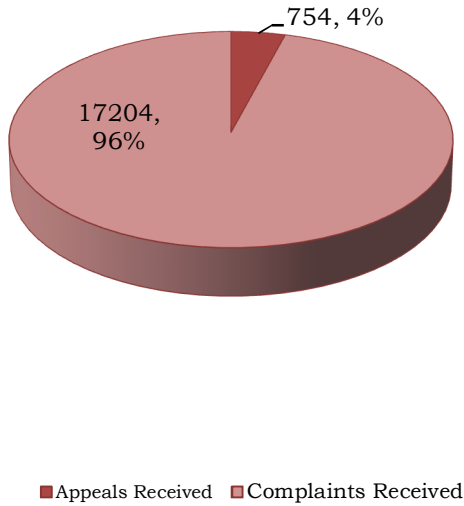
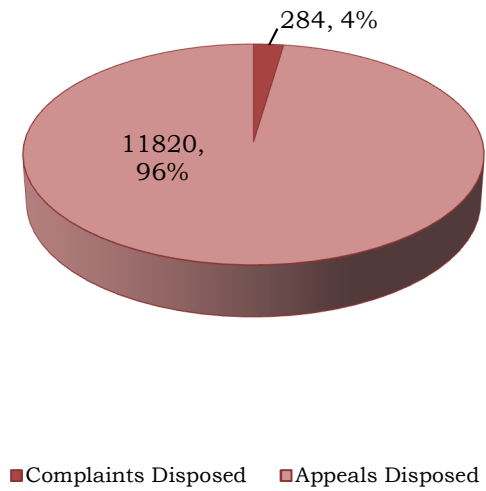


Fig.5.3 Number of Complaints and Appeals Disposed by the Commission



3.18 Disposal of the Complaints by the Commission (Section 18(1)):

3.18.1 The details of year wise complaints (during the last 5 years) received & disposed by the Commission under section 18(1) are shown below:



Fig. 5.4: number of Complaints received and disposed by the KIC under Sec.18(1) during the last 5 years

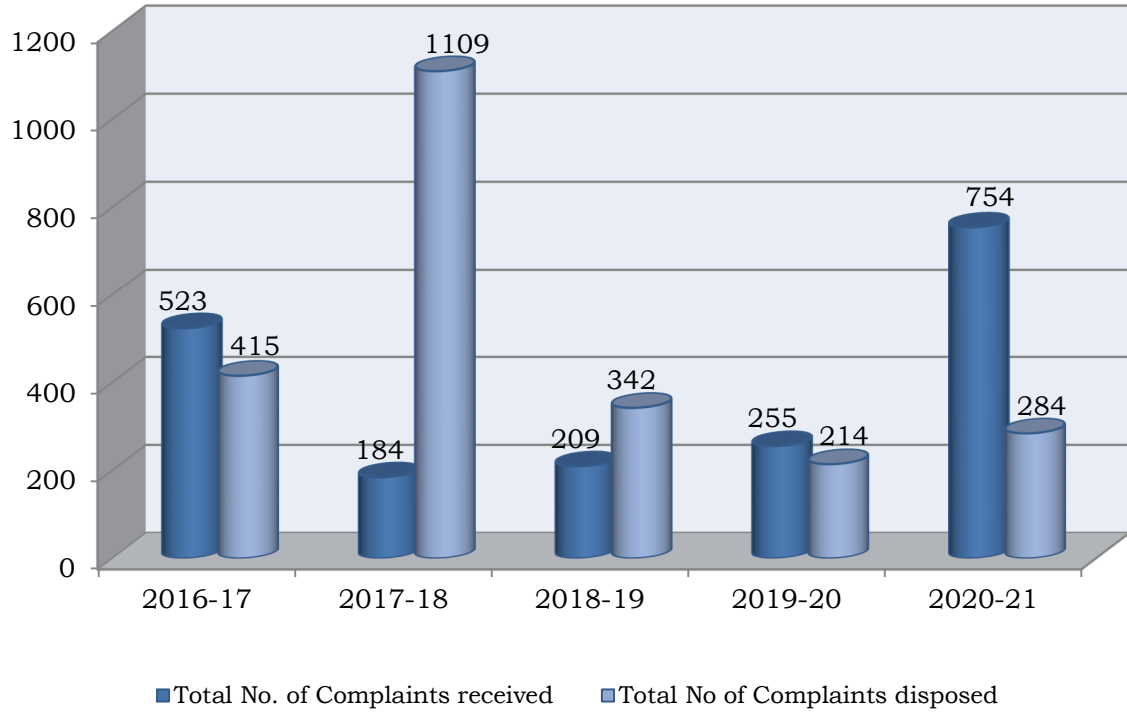




Table 6

Details of Complaints received and disposed by the Commission (department-wise) under section 18(1) during the year 2020-21

S1. No.	Name of the Department	No. of Complaints pending at the end of last year	No. of Complaints received during the year	Total No. of Complaints	No. of Complaints Disposed	No. of Complaints pending
1	2	3	4	5	6	7
1	Agriculture & Horticulture Department	40	7	47	4	43
2	Animal Husbandry & Fisheries Department	8	3	11	1	10
3	Chief Electoral Officer & Ex-Officio Principal Secretary to Government, D.P.A.R. (Elections)	2	0	2	0	2
4	Commerce & Industries Department	5	6	11	2	9
5	Co-operation Department	7	17	24	2	22
6	Department of Personnel & Administrative Reforms	19	19	38	21	17
7	Education Department (Primary & Secondary)	143	26	169	8	161
8	Energy Department	5	7	12	5	7
9	Finance Department	21	3	24	2	22
10	Food & Civil Supplies Department	0	1	1	0	1
11	Forest, Environment Department	23	9	32	5	27
12	Governor's Secretariat	17	0	17	0	17



13	Health, Family Welfare & Medical Education Department	16	26	42	9	33
14	Home Department	247	26	273	5	268
15	Housing Department	0	6	6	0	6
16	Information technology, Bio-technology & Science & Technology Department	8	36	44	2	42
17	Infrastructure Development Department	11	0	11	0	11
18	Kannada, Culture, Information, Public Relations & Tourism Department	13	3	16	0	16
19	Karnataka Legislative Assembly and Council Secretariats	6	0	6	0	6
20	Labour Department	2	5	7	2	5
21	Department of Law & Human Rights	11	0	11	5	6
22	Department of Parliamentary Affairs & Legislation	4	0	4	0	4
23	Planning & Statistics Department	7	2	9	1	8
24	Department of Public Enterprises	2	0	2	0	2
25	Public Works Department & National Highways	58	10	68	4	64



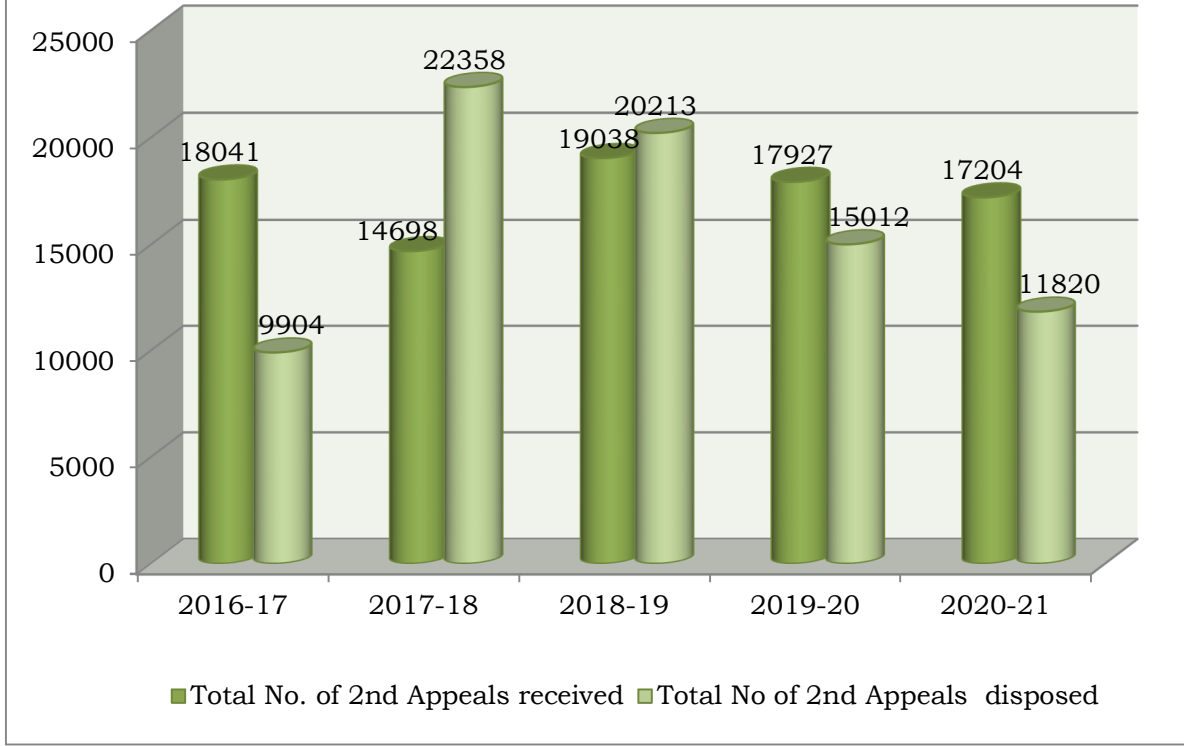
26	Revenue Department	257	204	461	62	399
27	Rural Development & Panchayat Raj Department	18	134	152	42	110
28	Social Welfare & Backward Classes Welfare Department	34	13	47	17	30
29	Transport Department	53	3	56	3	53
30	Urban Development Department	233	161	394	73	321
31	Water Resources Department	21	13	34	6	28
32	Women & Child Welfare Department	18	14	32	3	29
33	Youth Empowerment & Sports Department	3	0	3	0	3
TOTAL		1311	754	2066	284	1782

3.19 Disposal of Second Appeals by the Commission (Sec. 19(3):

3.19.1: The figure below shows the number of Second Appeals received and disposed by the Commission during the last 5 years:



Fig 5.5 Year wise 2nd appeals Received and disposed under Sec. 19(3) by KIC During the last 5 years



Second appeals have been filed before the Commission 17927 as against the First Appeals disposed (32180) during the year 2019-20, this varies about 55.70%. Second appeals filed before the Commission 17204 as against the First Appeals disposed (36311) during this year, this varies about 47.37%, i.e., the percentage of filing of second appeals during the current year is increased by 8.33% as compared to the previous year.



Table 7
Second Appeals received and disposed by the Commission
(department-wise) under section 19(3) during the year 2020-21

Sl. No.	Name of the Department	No. of Second Appeals pending in the Commission at the end of the previous Year	No. of Second Appeals received during the Year	Total No. of second Appeals	No. of Second Appeals Disposed	No. of Second Appeals Pending
1	2	3	4	5	6	7
1	Agriculture & Horticulture Department	759	1058	1817	450	1367
2	Animal Husbandry & Fisheries Department	114	42	156	28	128
3	Chief Electoral Officer & Ex-Officio Principal Secretary to Government, D.P.A.R. (Elections)	38	6	44	13	31
4	Commerce & Industries Department	471	312	783	152	631
5	Co-operation Department	264	112	376	86	290
6	Department of Personnel & Administrative Reforms	562	229	791	119	672
7	Education Department (Primary & Secondary)	1354	552	1906	536	1370
8	Energy Department	389	384	773	179	594
9	Finance Department	255	479	734	81	653



10	Forest, Environment Department	295	345	640	139	501
11	Food & Civil Supplies Department	204	15	219	15	204
12	Health, Family Welfare and Medical Education Department	135	328	463	217	246
13	Home Department	1185	422	1607	311	1296
14	Housing Department	473	45	518	14	504
15	Information Technology, Bio-Technology, Science & Technology Department	57	3	60	18	42
16	Infrastructure Development Department	63	12	75	9	66
17	Governor's Secretariat	50	4	54	4	50
18	Kannada, Culture, Information and Public Relations & Tourism Department	92	14	106	17	89
19	Karnataka Legislative Assembly and Council Secretariats	13	0	13	0	13
20	Labour Department	184	129	313	99	214
21	Law & Human Rights Department	219	39	258	58	200



22	Department of Parliamentary affairs & Legislation	11	4	15	5	10
23	Planning & Statistics Department	48	18	66	29	37
24	Department of Public Enterprises	16	1	17	7	10
25	Public Works Department & National Highways	744	485	1229	391	838
26	Revenue Department	8244	2136	10380	2247	8133
27	Rural Development & Panchayat Raj Department	7691	5880	13571	3159	10412
28	Social Welfare & Backward Classes Welfare Department	743	581	1324	342	982
29	Transport Department	459	75	534	164	370
30	Urban Development Department	7402	3025	10427	2528	7899
31	Water Resources Department	703	355	1058	272	786
32	Women & Child Welfare Department	238	88	326	102	224
33	Youth Empowerment & Sports Department	77	26	103	29	74
Total		33552	17204	50756	11820	38936



CHAPTER – IV
IMPLEMENTATION OF SECTIONS 4(1)(a) AND
4(1)(b) OF THE ACT BY DEPARTMENTS
DURING THE YEAR 2020-21





CHAPTER – IV

IMPLEMENTATION OF SECTIONS 4(1)(a) AND 4(1)(b) OF THE ACT BY DEPARTMENTS DURING THE YEAR 2020-21

4.1 Section 4 of the Act mandates every Public Authority to discharge certain obligations which areas follows:

Section 4: Obligations of public authorities

4(1) Every public authority shall:

4(1)(a) maintain all its records duly catalogued and indexed in a manner and the form which facilitates the right to information under this Act and ensure that all records that are appropriate to be computerised are, within a reasonable time and subject to availability of resources, computerised and connected through a network all over the country on different systems so that access to such records is facilitated;

4(1)(b) publish within one hundred and twenty days from the enactment of this Act, -

- (i) the particulars of its organization, functions and duties;
- (ii) the powers and duties of its officers and employees;
- (iii) the procedure to be followed in the process of taking decision including mode of supervision and accountability;
- (iv) the norms set by it in connection with the discharge of its functions;
- (v) the rules, regulations, instructions, manuals and records, held by it or under its control or used by its employees for discharging its functions;
- (vi) a statement of the categories of documents that are held by it or under its control;



- (vii) the particulars of any arrangement that exists for consultation with, or representation by, the members of the public in relation to the formulation of its policy or implementation there of;
- (viii) a statement of the boards, councils, committees and other bodies consisting of two or more persons constituted as its part or for the purpose of its advice, and as to whether meetings of those boards, councils, committees and other bodies are open to the public, or the minutes of such meetings are accessible for public;
- (ix) a directory of its officers and employees;
- (x) the monthly remuneration received by each of its officers and employees, including the system of compensation as provided in its regulations;
- (xi) The budget allocated to each of its agency, indicating the particulars of all plans, proposed expenditures and reports on disbursements made;
- (xii) the manner of execution of subsidy programmes, including the amounts allocated and the details of beneficiaries of such programmes;
- (xiii) particulars of recipients of concessions, permits or authorizations granted by it;
- (xiv) details in respect of the information, available to or held by it, converted in an electronic form;
- (xv) the particulars of facilities available to the citizens for obtaining information, including the working hours of a library or reading room, if maintained for public use;
- (xvi) the names, designations and other particulars of the Public Information Officers;



- (xvii) such other information as may be prescribed; and there after update these publications every year.
- 4(1)(c) publish all relevant facts while formulating important policies or announcing the decisions which affect public;
- 4(1)(d) provide reasons for its administrative or quasi-judicial decisions to the affected persons.

Sec 4(2): It shall be a constant endeavour of every public authority to take steps in accordance with the requirements of clause (b) of sub-section (1) to provide as much information Suo -Motto to the public at regular intervals through various means of communications, including internet, so that the public have minimum resort to the use of this Act in order to obtain information.

4.2 In pursuance of the decision taken by the State High Level Committee in its meeting held on 19.05.2012, Circular bearing No. DPAR 44 RTI 2009, dated 13.08.2012, was issued constituting the following Committee to monitor and review the progress of implementation of Section 4 of the Act:

- | | |
|--|------------|
| Additional Chief Secretary to Government
Person | - Chair |
| Principal Secretaries/Secretaries to Government
of the concerned Department | -Member |
| Heads of Department/Managing Directors of
Departments/Corporations/Boards under the
control of the Administrative Departments. | - Member |
| Principal Secretary to Government, D.P.A.R.
(A.R. Janaspandhana Kosha) | - Convener |



- a. During visits to the various departments, the Commission has observed that many Public Authorities are yet to prepare and publish the catalogue of files under section 4(1)(a). Some Public Authorities have scanned the files, but the catalogue of files is yet to be prepared. Some other Public Authorities have prepared the catalogue of files but citizens cannot access it since it is not published on the website of the concerned Public Authority. The Commission has also observed that the information published by many public Authorities, under section 4(1) (b), is very perfunctory **though there is a statutory obligation on them to provide as much information Suo moto to the public at regular intervals.**
- b. The Commission suggests that the DPAR (Janaspandana) may request the concerned Administrative Department to prepare the list of all Public Authorities under its administrative control and indicate against each Public Authority the date of preparation of 4(1) (a) and 4(1) (b) information, the dates on which it has been revised and published on the website of the Public Authority. DPAR (Janaspandana) may then do a random test check of the information published on the website and place its comments before the committee. This will enable the committee to make a meaningful review and guide the departments, in effectively discharging the statutory obligations cast on the Public Authority, under section 4 of the RTI Act, both in letter and spirit.



CHAPTER – V

ACCOUNTS OF THE COMMISSION





ACCOUNTS OF THE COMMISSION
Annual Accounts of Karnataka Information Commission for the
year 2020-21
CHAPTER - V

5.1 The Government of Karnataka is releasing funds allocated through budget allocations to the Commission, under Head of Account “2251-00-090-003-non-plan” to meet the administrative and other expenses. During the year, the Commission received a sum of Rs. 1159.00 Lakhs and spent Rs. 950.53 Lakhs.

5.2 The Statement of Receipts and Expenditure is as follows:

Receipts: (Rs. In lakhs)

SL. NO	Budget Allocation	Head of Accounts	Total
1.	Total Pay	2251-00-090-03-001	458.00
2.	Pay-Officers	2251-00-090-03-002	22.00
3.	Pay-Staff	2251-00-090-03-003	18.00
4.	Dearness Allowance	2251-00-090-03-011	10.00
5.	Other Allowance	2251-00-090-03-014	10.00
6.	Medical Allowance	2251-00-090-03-020	1.00
7.	Reimbursement of Medical expenses	2251-00-090-03-021	3.00
8.	Travelling Expenses	2251-00-090-03-041	3.00
9.	General Expenses	2251-00-090-03-051	100.00
10.	Telephone Charges	2251-00-090-03-052	3.00
11.	Machinery & Equipments	2251-00-090-03-180	20.00
12.	Transport expenses	2251-00-090-03-195	30.00
13.	Building Expenses	2251-00-090-03-071	80.00
14.	Salary expenses of employees of Board/ Corporation	2251-00-090-03-035	86.00
15.	Contract and Out Sourcing	2251-00-090-03-034	315.00
Total Amount			1159.00

**Expenditure:**

(Rs. In Lakhs)

Sl. No.	Expenditure spent by the Commission	Head of Accounts	Total Expenses
1.	Total Pay	2251-00-090-03-001	363.31
2.	Pay-Officers	2251-00-090-03-002	19.47
3.	Pay-Staff	2251-00-090-03-003	12.24
4.	Dearness Allowance	2251-00-090-03-011	3.56
5.	Other Allowance	2251-00-090-03-014	8.36
6.	Medical Allowance	2251-00-090-03-020	0.05774
7.	Reimbursement of Medical expenses	2251-00-090-03-021	1.56
8.	Travelling Expenses	2251-00-090-03-041	1.72
9.	General Expenses	2251-00-090-03-051	94.17
10.	Telephone Charges	2251-00-090-03-052	2.87
11.	Machinery & Equipment	2251-00-090-03-180	9.75
12.	Transport expenses	2251-00-090-03-195	29.94
13.	Building Expenses	2251-00-090-03-071	54.86
14.	Salary expenses of employees of Board/Corporation	2251-00-090-03-035	69.52
15.	Contract and Out Sourcing	2251-00-090-03-034	279.09
Total Amount			950.53



CHAPTER – VI
RECOMMENDATION UNDER SECTION 25(2)(G)
OF R.T.I. ACT, 2005





CHAPTER – VI

RECOMMENDATION UNDER SECTION 25(2)(G) OF R.T.I. ACT, 2005

1. The Government shall issue an order directing all Principal Secretaries/Secretaries to Govt. In each department to update the data relating to the P.I.O.s and G.A.A.s designated under R.T.I. Act, 2005 at the end of every year and compulsorily furnish the same to Karnataka Information Commission.
2. Right to Information Act, 2005 and Karnataka Right to Information Rules, 2005 shall be prescribed as a subject for all departmental examinations in the State of Karnataka.
3. Government has to issue suitable directions to all Deputy Commissioners in the State to organize periodical training programs/workshops/seminars and etc., for government employees working at District and Taluk levels to educate them on R.T.I. Act, 2005.